


# Trends in Maine's Environmental Infrastructure Investment

**Commissioner David P. Littell**

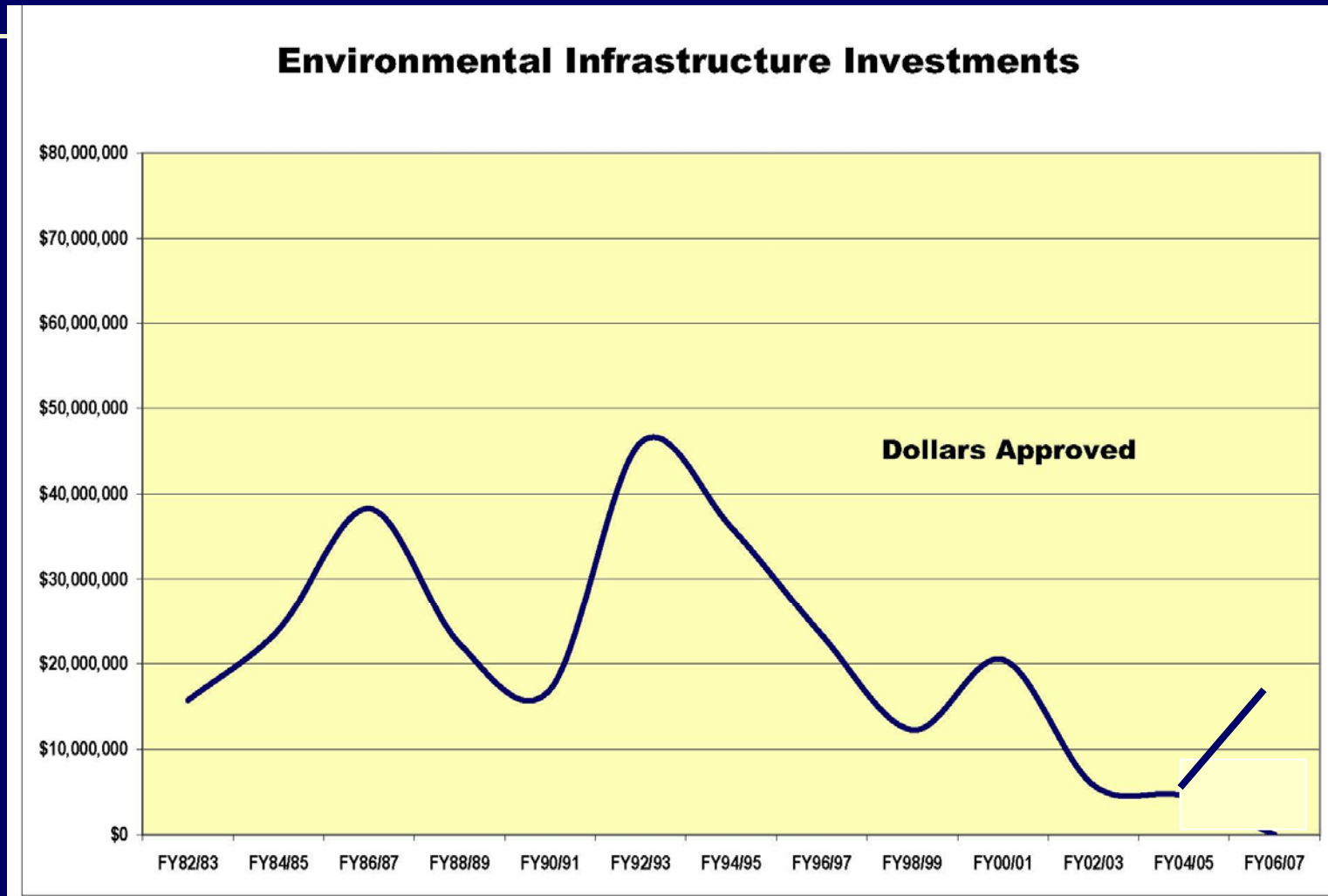
**Maine Department of Environmental Protection**

**Maine's Aging Infrastructure  
Conference Lewiston  
October 11, 2007**



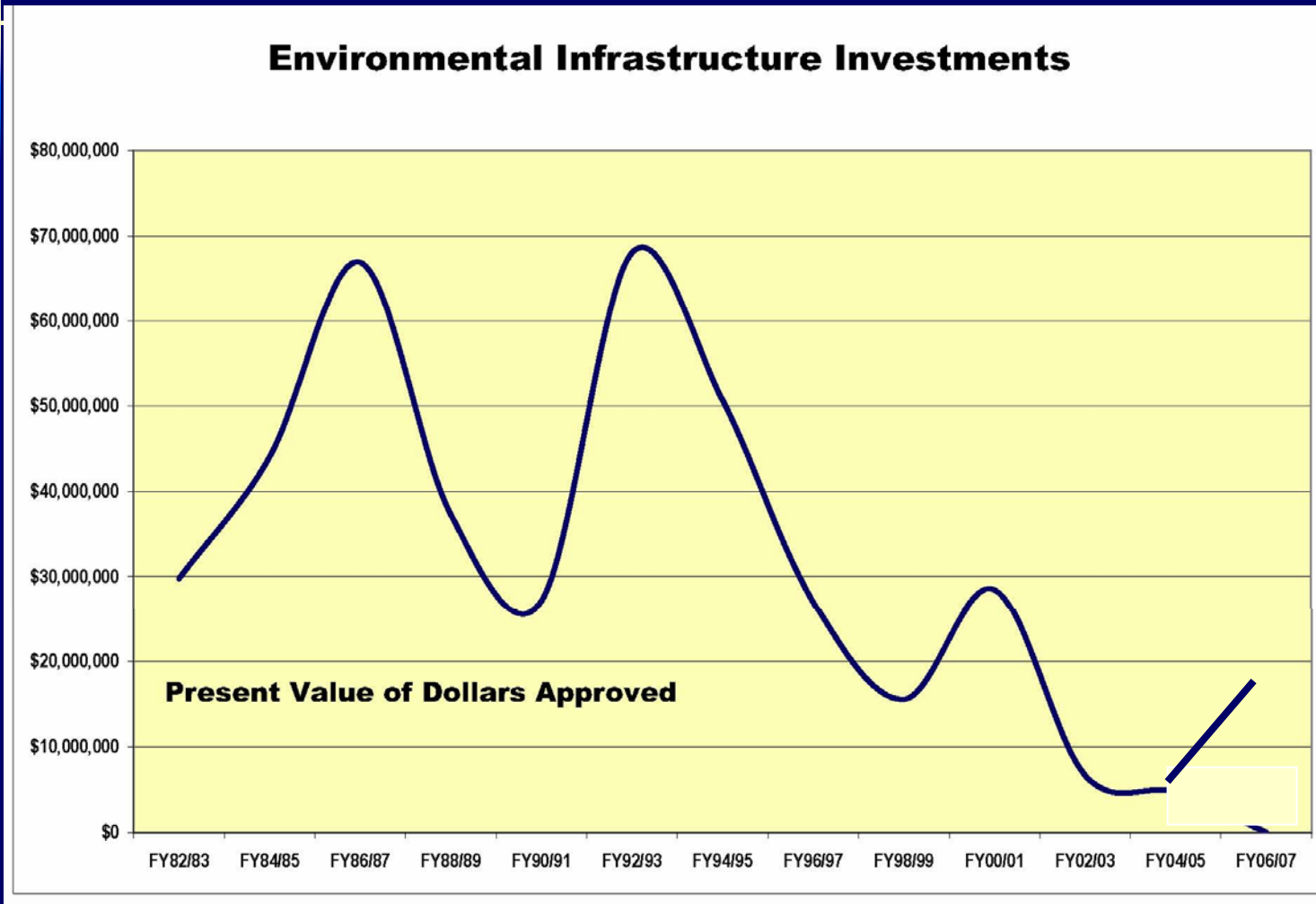
# Environmental Infrastructure Investments

## Dollars Approved by Voters



# Environmental Infrastructure Investments

## Present Value of Dollars



# Tire Piles

**\$1,500,000** spent annually from 1995 - 2003



# Tire Piles



# Landfills

**\$6,000,000 average annually from 1987–2001**

- No longer municipal & unregulated landfills
- No longer widespread damage to air quality & water

**Since 2000 about \$1,500,000 spent on remedial costs for closed municipal and private “orphaned” landfills**

# Landfills



Vassalboro  
stream contamination

**Only \$100,000 remains for future landfill failures**

**\$11,000,000 projected cost for remediation & closure for next four years**

# Hazardous Waste Sites



O'Connor - Augusta

Smith-Meddybemps



# Hazardous Waste Sites

The state has expended nearly  
**\$35,000,000**  
in the clean up of hazardous waste  
sites since 1985

**\$200,000 to \$300,000** available in reserved  
bond funds to monitor known sites.

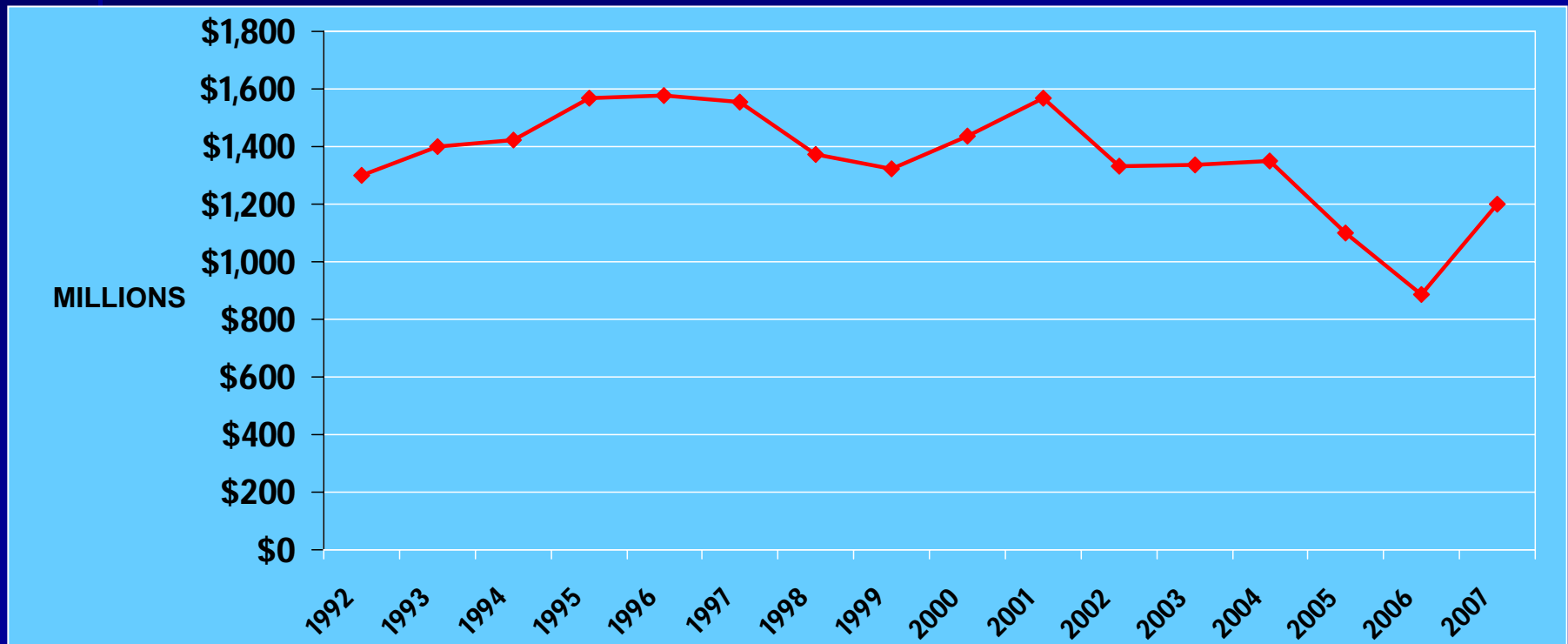
June 2008 bond issue seeks **\$2,000,000**  
to investigate and clean up sites.

# State Revolving Loan Fund




# Maine's federal matching funds reduced

SRF capitalization grants have been reduced




**\$10 M to \$12 M**



**\$7 M to \$8**

# Sewage Systems



**One dollar today has about 12 cents of the buying power of one dollar in the 1960's**

# Sewage Systems



Presque Isle

**A well maintained treatment plant  
has a working life of 20 – 25 years**

# Sewage Systems



Caribou  
aeration units

**Funding is drying up at both  
Federal and State levels**

# Sewage Systems

Maine Congressional Earmarks for Wastewater Projects



# Sewage Systems



Sanford  
clarifier

**Development will take place where waste water systems are already in place.**

# Environmental Infrastructure Investment



creates added **employment** and **income**

# **Maine Wastewater Facilities Needs**

## **January 2007**

**The following list of proposed projects  
for municipalities and districts costs**

**\$421,883,489**

Municipality/ District	Proposed Project	Costs Next Five Years	Total Costs
Ashland	sewer extension	\$292,242	\$292,242
Auburn S.D.	CSO Sewers	\$7,864,059	\$11,158,463
Augusta S.D.	CSO Sewers	\$12,986,815	\$17,981,744
Augusta S.D.	WWTF Disinfection Upgrade	\$1,168,966	\$1,168,966
Baileyville	Sewer rehabilitation	\$3,000,000	\$3,000,000
Bangor	CSO Sewer Work	\$6,122,766	\$6,122,766
Biddeford	CSO Sewer Work	\$15,228,645	\$15,228,645
Bingham	Sewer Rehab	\$1,159,847	\$1,159,847
Brewer	CSO Sewer Work	\$4,500,000	\$4,500,000
Calais	WWTP Upgrade	\$3,704,519	\$5,283,965
Calais	CSO Sewer Work	\$4,433,903	\$10,199,508
Dover-Foxcroft	CSO Sewer Work	\$1,440,209	\$1,440,209

	<b>Houlton</b>	<b>WWTP upgrade</b>	<b>\$7,013,796</b>	<b>\$7,013,796</b>
	<b>Jonesport</b>	<b>WWTF &amp; Sewers</b>	<b>\$10,257,605</b>	<b>\$10,257,605</b>
	<b>LAWPCA</b>	<b>WWTF Upgrade</b>	<b>\$9,865,415</b>	<b>\$18,497,653</b>
	<b>Lewiston</b>	<b>CSO Sewer Work</b>	<b>\$10,864,558</b>	<b>\$18,853,204</b>
	<b>Limestone</b>	<b>Loring/Limestone to Aroos.</b>	<b>\$24,937,361</b>	<b>\$24,937,361</b>
	<b>Lincoln S.D.</b>	<b>WWTF Upgrades</b>	<b>\$2,057,441</b>	<b>\$2,057,441</b>
	<b>Livermore Falls</b>	<b>sewer rehabilitation</b>	<b>\$422,479</b>	<b>\$422,479</b>
	<b>Machias</b>	<b>WWTF upgrade &amp; CSO Sewer Work</b>	<b>\$3,984,326</b>	<b>\$3,984,326</b>
	<b>Madawaska</b>	<b>CSO Sewer Work</b>	<b>\$2,086,701</b>	<b>\$2,086,701</b>
	<b>Mechanic Falls S.D.</b>	<b>CSO Sewer Work</b>	<b>\$1,028,721</b>	<b>\$1,028,721</b>
	<b>Milbridge</b>	<b>WWTF upgrade</b>	<b>\$999,619</b>	<b>\$5,890,757</b>

	<b>Millinocket</b>	<b>I/I Removal</b>	<b>\$1,998,944</b>	<b>\$1,998,944</b>
	<b>Old Orchard</b>	<b>Seven P.S. upgrades</b>	<b>\$6,172,324</b>	<b>\$6,172,324</b>
	<b>Old Town</b>	<b>CSO Sewer Work</b>	<b>\$2,057,441</b>	<b>\$2,057,441</b>
	<b>Paris U.D.</b>	<b>WWTF Upgrade</b>	<b>\$11,885,060</b>	<b>\$11,885,060</b>
	<b>Portland</b>	<b>CSO Sewer Work</b>	<b>\$36,880,000</b>	<b>\$62,711,000</b>
	<b>Portland W.D.</b>	<b>WWTF Upgrade-Portland</b>	<b>\$4,552,621</b>	<b>\$4,552,621</b>
	<b>Portland W.D.</b>	<b>WWTF Upgrade-Westbrook</b>	<b>\$7,763,916</b>	<b>\$7,763,916</b>
	<b>Presque Isle S.D.</b>	<b>Outfall Extension</b>	<b>\$4,500,000</b>	<b>\$4,500,000</b>
	<b>Saco</b>	<b>Sewer extension Rt. 1</b>	<b>\$4,114,883</b>	<b>\$4,114,883</b>
	<b>Stockton Springs</b>	<b>sewer extension</b>	<b>\$8,974,103</b>	<b>\$8,974,103</b>

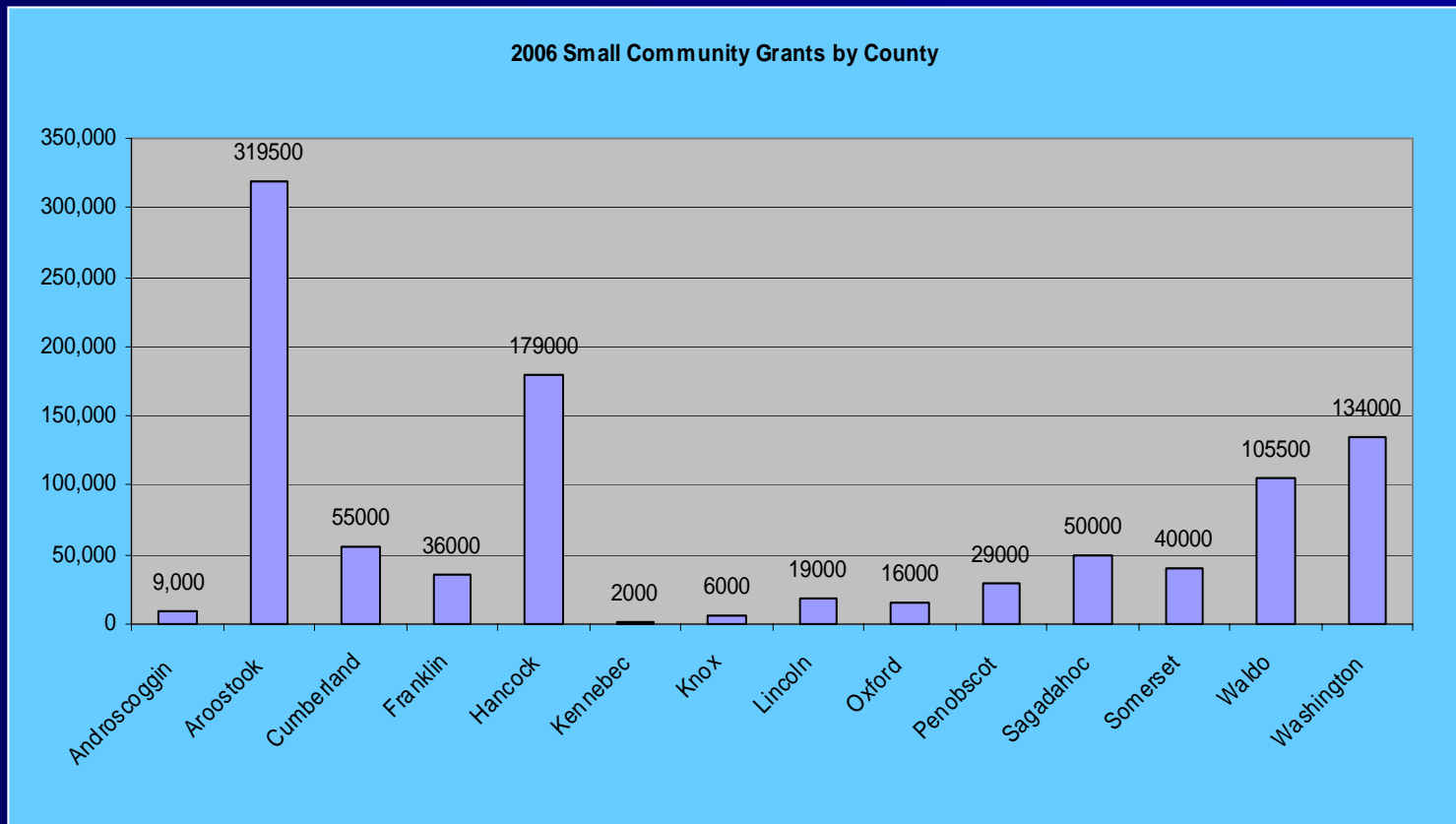
# Septic System Grants

## 2006 Small Community Grant Recipients

Aroostook	\$ 319,500
Hancock	179,000
Washington	134,000
Waldo	105,500
Cumberland	55,000
Sagadahoc	50,000
Somerset	40,000
Franklin	36,000
Penobscot	29,000
Lincoln	19,000
Oxford	16,000
Androscoggin	9,000
Knox	6,000
Kennebec	2,000
	<b>\$ 1,000,000 TOTAL</b>

# Septic System Grants

## 2006 Small Community Grant Recipients



# Status of State's bond indebtedness

- State's debt capacity under "5% rule" is now \$230 million
- Bond debt per capita is rated "low" or "moderate"
- Tax-supported debt per capita is \$606
- National average is \$787

# Trends in Maine's Environmental Infrastructure Investment

**Commissioner David P. Littell**

**Maine Department of Environmental Protection**

**Maine's Aging Infrastructure  
Conference    Lewiston  
October 11, 2007**

